

DC-DC Converters

DLS-2412DC-DIN Series

24V to 12V DC DIN Rail Type Power Supply



- *High efficiency*
- *High precision*
- *Heavy duty applications*

DLS-2412DC-DIN Series DC-DC Converter Datasheet

22-28 VDC Input and 12VDC output



Applications:

- Automotive
- Telecommunications
- Distributed power
- Defense
- Aerospace
- Medical
- And other applications requiring high efficiency

General Description:

Nelso® is manufacturer of high precision, high reliability DC-DC Converter in Kolkata, India. This product is designed to provide 24V to 12V power conversion for heavy duty applications.

Features:

- Input-output isolation
- High efficiency
- High precision
- Wide input voltage range
- Over-voltage protection
- Under voltage protection
- Reverse polarity protection
- Voltage transient protection
- Over load protection
- Short circuit protection

Quick Reference Data:


Model No.	Input Voltage	Output Voltage	Output Current	Efficiency	Ripple
DLS-2412DC-DIN	24V DC	12V DC	3A-8A	>80%	<150mV

Electrical Specification:

Input Voltage:	22V - 28V DC
Output Voltage:	12V DC (Regulated)
Max. Output Current / Wattage:	3A - 8A / 36W-96W
Reverse Polarity Protection:	100V DC
Line Regulation:	±0.5%
Load Regulation:	± 1% at terminal block
Switching Frequency:	80 KHz
Efficiency:	>80% Typical
Topology:	Transformer isolated flyback converter
Operating Temperature:	-20 to 60 °C
Humidity:	Up to 95% RH
Heat Sink Temperature:	100°C
Storage Temperature Range:	- 55°C to + 105°C
Weight:	425gm
Dimension (Height x width x depth):	112 x 40 x 125 mm

Mechanical Dimension of DC-DC Converter

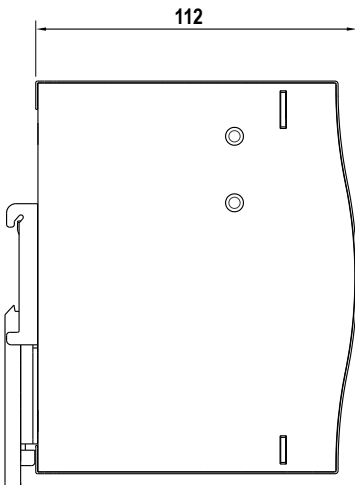
* All units are in “mm”



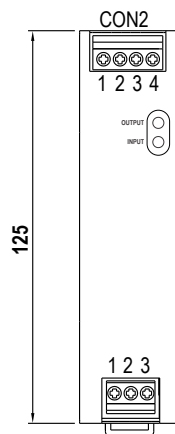
Top View

Terminal Pin No. Assignment (CON2)

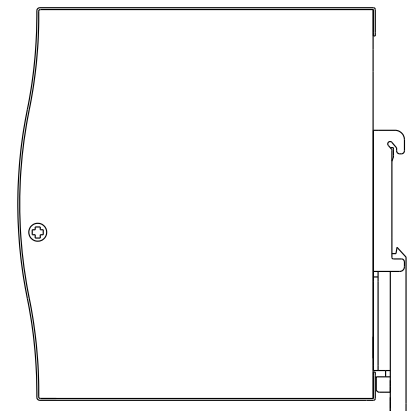
Pin No.	Assignment
1,2	DC Output +Vo
3,4	DC Output -Vo




Side View



Front View



Side View



Bottom View

Terminal Pin No. Assignment (CON1)

Pin No.	Assignment
1	FG \oplus
2	DC Input -Vin
3	DC Input +Vin